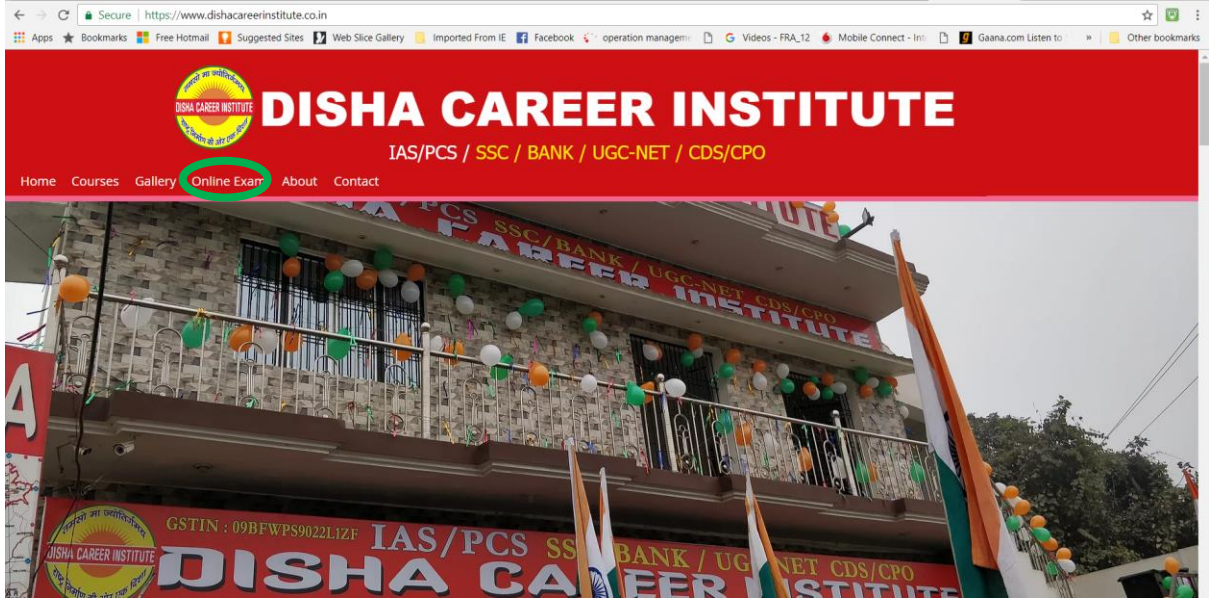
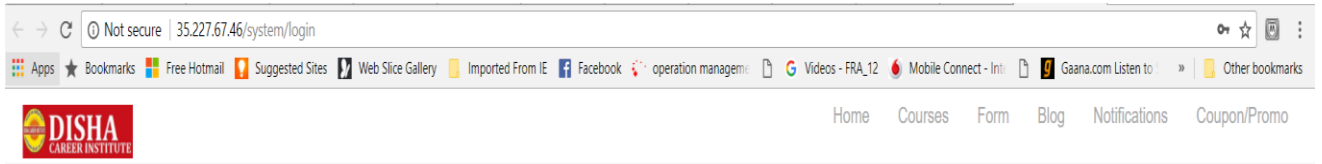


ऑनलाइन परीक्षा में पंजीकरण करने के निर्देश

1. www.dishacareer.institute.co.in को गूगल क्रोम या मोजिल्ला फायरफॉक्स में खोलें.
2. Online exam पे क्लिक करें



3. इसके अगले पेज पे Create an account पे क्लिक करें



4. अगले पेज में सभी छेत्र भरने के बाद Register Now पे क्लिक करें

The screenshot shows a web browser window with the URL 35.227.67.46/system/user-register. The page header includes the Disha Career Institute logo and navigation links: Home, Courses, Form, Blog, Notifications, and Coupon/Promo. The main content is a registration form titled 'Register' with the following fields: First Name, Last Name, Mobile number, Email, Password, and Confirm password. Below the form are two buttons: 'REGISTER NOW' (highlighted with a green oval) and 'LOGIN'.

5. इसके बाद अपने ईमेल पे जा के Mockmile से आये हुए मेल को खोल के Confirm Email पे क्लिक करें



Welcome!

Glad to have you on board.

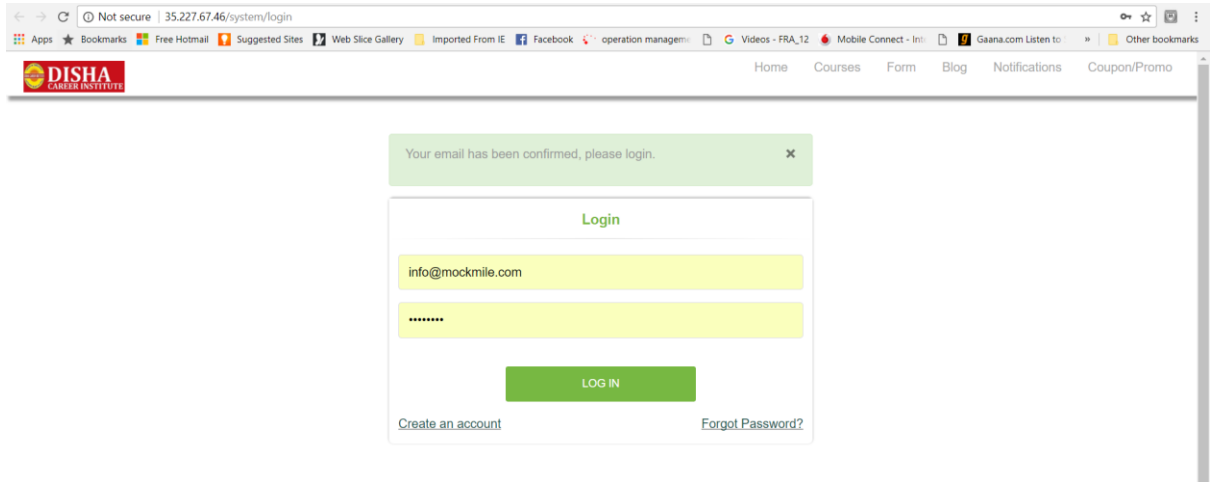
Please confirm your account by clicking the button below:



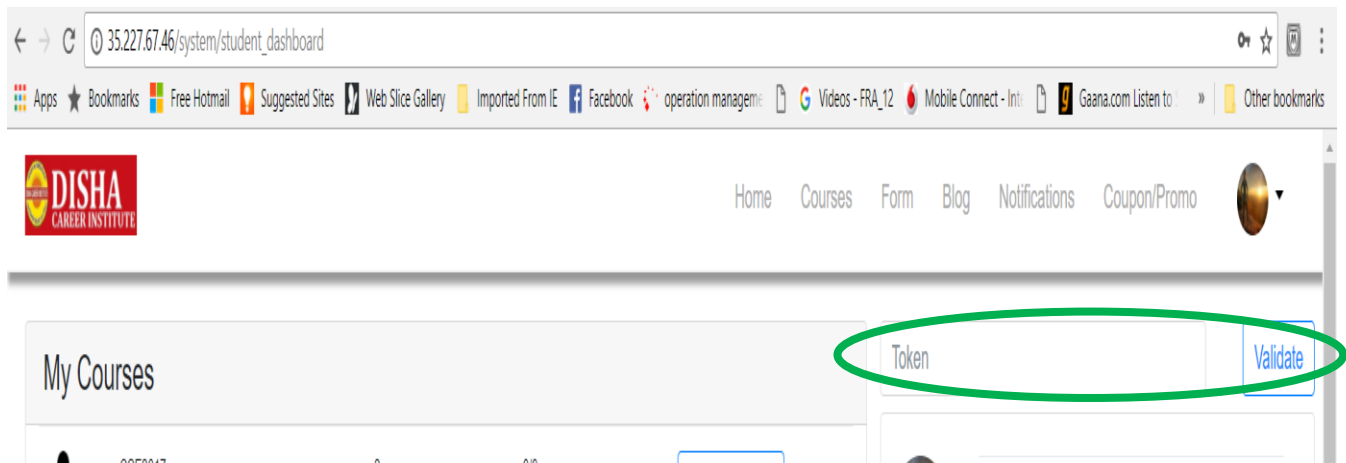
Once confirmed, you'll be able to log in to Disha Career Institute with your new account.

There is no need to worry about your readiness for the D-Day for now we are here with you to help you keep a check on your preparation levels with most realistic assessment content and best in class analytics to help you understand your areas of improvement and areas where you yourself are a master!

6. ऐसा करते ही आपका अकाउंट सक्रिय हो जायेगा. अब आप अपना email ID और चुना हुआ पासवर्ड इस्तेमाल कर के login कर सकते है .



7. Login करने के बाद अपना टोकन अपने डैशबोर्ड के टोकन फील्ड में डाल के validate पे क्लिक करें



8. ऐसा करते ही आपका test सब्सक्राइब हो जायेगा. अब आप Attempt Test पे क्लिक कर के test दे सकते है

The screenshot shows the student dashboard for DISHA LABS INSTITUTE. The browser address bar shows the URL 35.227.67.46/system/student_dashboard. The dashboard is divided into several sections:

- My Courses:** A table listing courses with their status and an 'Attempt Tests' button. The 'Attempt Tests' button for the 'CSE2017' course is circled in green.
- My Analysis:** A table listing courses with buttons for 'Package Analysis', 'Test Analysis', and 'Solutions'.
- Upcoming Live Tests:** A table listing upcoming tests with their course, test name, and publish date.
- User Profile:** A sidebar showing the user's name (Andy mckay), email (uh12017ximb@gmail.com), phone number ((788) 236-9158), and last login time (10-02-2018 09:05).

Course	Live tests Available	Test Completed	Action
CSE2017	2	0/9	Attempt Tests
SSC	0	3/3	Attempt Tests
SSC CHSL PRE (TIER-I) - 2017	12	12/40	Attempt Tests
Test	1	0/2	Attempt Tests

Course	Test	Solutions
CSE2017		
SSC		
SSC CHSL PRE (TIER-I) - 2017		

Course	Test	Publish Date
SSC CHSL PRE (TIER-I) - 2017	CHSL PRE MOCK TEST -11	2018-02-15 12:15 AM
SSC CHSL PRE (TIER-I) - 2017	CHSL PRE LIVE TEST -1	2018-02-11 12:15 AM